



Fitment of a 3, 8 or 18 litre pressure vessel is encouraged to reduce pump starts and save energy.

PRODUCT DETAILS

The DAB102CORE pairs the rugged cast iron, self-priming DAB102M centrifugal pressure pump with the BiANCO NXT CORE pump controller.

Particularly suited to water supply in domestic installations, small-scale agriculture, gardening and wherever self-priming operation is required.

DAB Jet pumps are renowned for their unique self priming and extraordinary deep suction capability; up to 8 metres at sea level.

APPLICATIONS

- Household water supply - medium to larger dwellings
- Light garden irrigation
- Water transfer
- Washing systems
- Pressure boosting

PUMP FEATURES

- Motor support in cast iron, technopolymer impeller, diffuser, Venturi tube and sand guard. Stainless steel adjustment rings.
- Carbon/ceramic mechanical seal.
- Asynchronous motor closed and cooled by external ventilation. Max Ambient temp 40 deg C
- Built-in thermal and current overload protection and a capacitor permanently on in the single-phase versions.

TECHNICAL DATA

OUTPUT POWER (KW)	0.75kW P2
MAX. HEAD [M]	53.8M
MAX. FLOW L/MIN	60 l/min
MAX PRESSURE - PUMP	6 bar
MAX PRESSURE - CONTROL	10 bar
LIQUID TEMPERATURE	2 - 35 deg C
MOTOR	Asynchronous TEFC
MOTOR INSULATION	F Class insulation
MOTOR PROTECTION	In-built thermal overload
PROTECTION CLASS	IP44. Terminal board I.P.55

RATED VOLTAGE	220 - 240V 1Ph 50 Hz
RATED CURRENT	5.1A
CAPACITOR	16uF 450V
POWER CABLE	2m long 10 amp rated H05 flex 10 amp 3 pin plug
PUMP BODY	Cast iron 200 UNI ISO 185
INTERNALS	Technopolymer A
MECHANICAL SEAL	Carbon/Ceramic
PACKAGE DIMENSION	L470 x W240 x H240mm
AUTOMATIC OPERATION	Yes: BiANCO NXT CORE
GROSS WEIGHT (KG)	12.5kg pump, 1.6kg controller



PRODUCT DETAILS

BIANCO NXT Core is a single pump, digital, electronic pump pressure controller.

The pump starts as pressure falls to a user adjustable level.

The pump will stop when flow falls to less than 1 l/min.

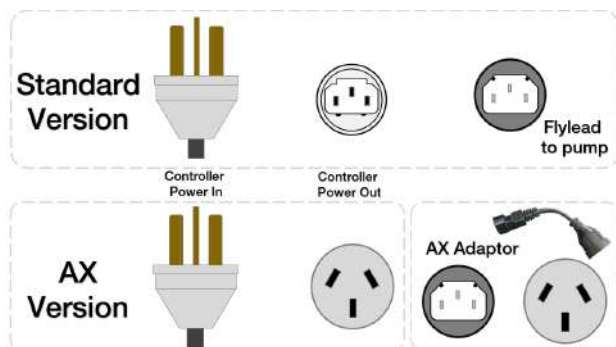
NXT Core has a digital display to provide information about the running state incorporates. It has inbuilt 'dry-run' protection and an automatic restart sequence. Extremely simple to use with push button operation.

APPLICATIONS

- Control of domestic pressure pumps up to 1.5kW
- Suitable for clean, non-volatile liquids without fibres or solids
- Potable water
- Rainwater reuse

FEATURES

- Default 2.2 bar cut in (user adjustable)
- Digital pressure gauge for real time indication of system pressure
- Swivel Unions
- Anti-cycle protection
- Dry run protection with auto restart function
- No reactive metal parts in contact with the water

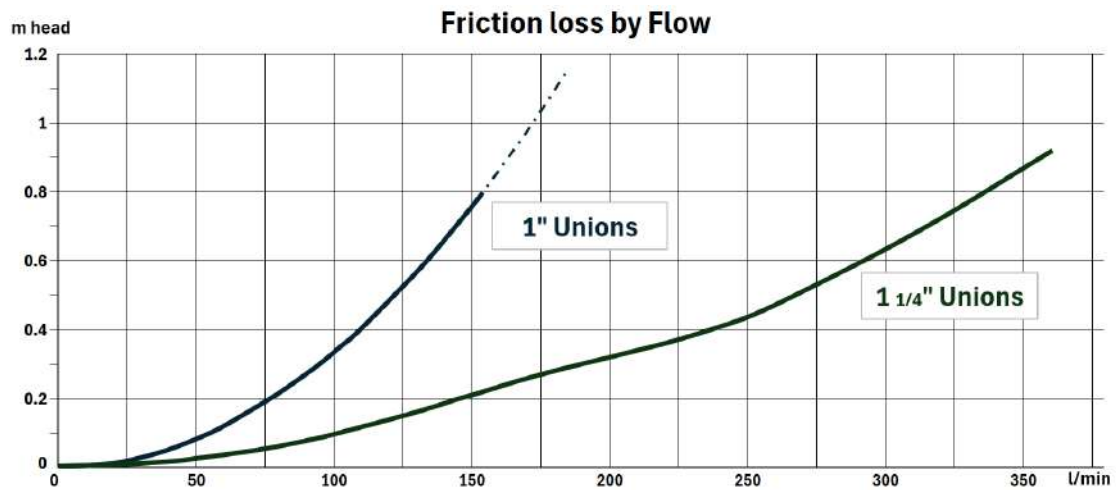


TECHNICAL DATA

INPUT VOLTAGE	220 - 240 AC 1 Phase
MAX. WORKING TEMP	35 deg C
MAX TEMP	60 deg C
MAX RATED PRESSURE	10 bar
MAX RATED FLOW	>150 l/m @ 0.8 bar loss
INLET/OUTLET	1" BSPM / 1" BSPM
NET WEIGHT	1.6kg

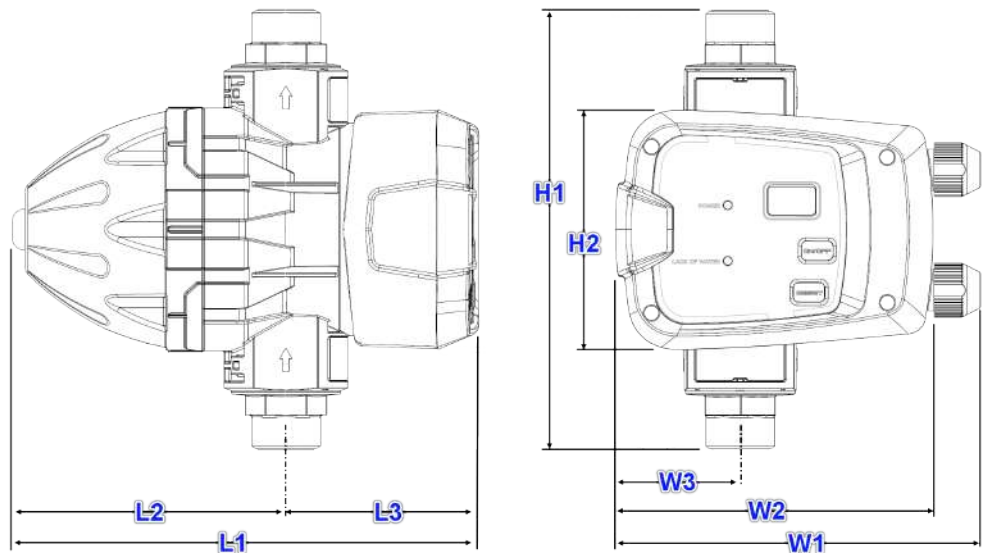
MAXIMUM CURRENT	10 Amps
NOMINAL PUMP POWER	1.5kW
INGRESS PROTECTION	IP65
AUTOMATIC	Yes, with dry run protection
DEFAULT START PRESSURE	2.2 bar - adjustable
POWER CORD	1.5m H05
PACKAGING DIMENSIONS	220 x 230 x 200

CONTROLLER CURVE



CONTROLLER DIMENSIONS

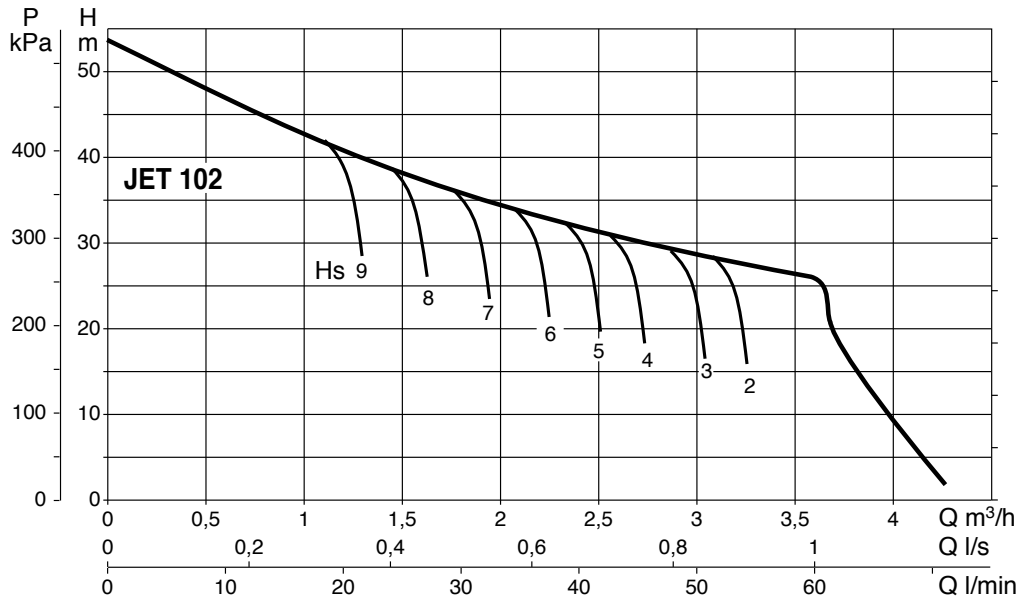
DIMENSIONS	
H1	212mm
H2	115mm
W1	175mm
W2	152mm
W3	57mm
L1	225mm
L2	132mm
L3	93mm



WARRANTY / CERTIFICATIONS

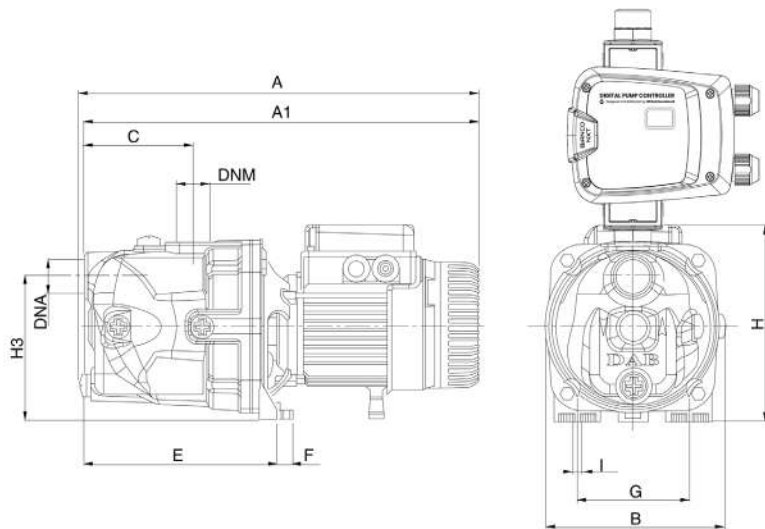


CURVE



DIMENSIONS

A	414
A1	409
B	178
C	108
E	197
F	14
G	111
H	203
H3	144
I	Dia 9
DNA	1" GAS
DNM	1" GAS



Height with controller fitted
H3 + approx 226mm = 370mm

WARRANTY / CERTIFICATIONS

